

Lesson Plan



Grade 1 Term 3

These Lesson Plans are CAPS-aligned
with learning opportunities presented in: **Life Skills**
Beginning Knowledge and Personal and Social Well-being

TOPIC: Pets

- Animals we keep as pets
- How to look after pets at home
- Treating animals appropriately

NOTE TO TEACHER - Refer to:

Palesa finds a friend and *Kittens... kittens... kittens!* [HERE](#)

TOPIC: Special Days

- World Earth Day
- National Animal Week

TOPIC: Creative Arts

- Games to play: Picture Maps
- 

Animals we keep as Pets...



**Keeping a fish
in a small
round bowl
is **cruel!****

Why?

- Because if you **forget to feed** them, they **starve**.
- You have to **replace the water** regularly, otherwise it becomes stale and **loses its oxygen**.
- The **environment in a fishbowl** makes the fish an easy target for **bacteria** and **diseases**.
- The fish is **unable to express** normal fish **behaviours**.
- It is the **loneliest life** imaginable.

Animals we keep as Pets...



**Keeping a bird
in a small cage is
cruel!**

Why?



- Because if you **forget to feed** them or give them freshwater regularly, they can die.
- You have to **clean the cage** regularly, otherwise it becomes dirty and is a **risk for diseases**.
- The birds are **unable to express** themselves as birds, because they **cannot fly or flap their wings**.
- It is the **loneliest life** imaginable.

Animals we keep as Pets...

Boredom, loneliness and stress can cause problems in behaviour.

Activity

Look at this picture and discuss the possible causes of feather-picking. Research how this behavior can be relieved.



Click here:  www.thesprucepets.com | Why do birds pluck their feathers



The Five Freedoms for Animals are a set of principles recommended by the *World Organisation for Animal Health* for all animals in our care.

When thinking of adopting a pet, we should first consider whether we will be able to give him/her all of the Five Freedoms.

5 FREEDOMS for ANIMALS

Endorsed by the World Organisation for Animal Health (WOAH)

- Freedom from hunger and thirst
- Freedom from discomfort
- Freedom from pain, injury or disease
- Freedom to express normal behaviour
- Freedom from fear and distress

The world is redefining its relationship with animals, moving away from domination and exploitation towards respect for their immense sentience.

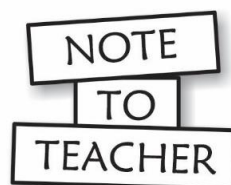
ONE HEALTH ONE WELFARE

The Needs We Share

Our own **needs** and our
companion **animal's needs**
are **similar!**

Activity

Cut out the cards (see next page),
colour them in and match the needs we share.



Ask the learners to also
identify the needs
by naming them.



Cut out these cards and match the needs we share!



healthy food




doctor's visits


grooming



warm bed



fresh water



love and care



shelter or home



behaviour / respect



exercise



fun and play



Match each of these needs to the Five Freedoms for Animals

(Fill in the numbers in the circles)

1 Clean water to drink

2 Good food

3 Exercise and play





4 Safe place to live

5 Clean warm place to sleep

6 Free from parasites like fleas, ticks and mange



7 Company and love

8 Veterinary visits for good health



See which of these creatures would be **unsuitable** to keep as a pet because we would not be able to provide all of the Five Freedoms

Suitable Unsuitable




TOPIC: Safety

- In the home
- Safe and unsafe situations and places

**Mother is taking her son to see her sister's children.
They are his cousins and are part of his extended family.**

What must they do before they step off the pavement?




Discuss the importance of the "look right, look left and then right again" rule before crossing a road.

5 FREEDOMS for ANIMALS

Endorsed by the World Organisation for Animal Health (WOAH)

- Freedom from hunger and thirst
- Freedom from discomfort
- Freedom from pain, injury or disease
- Freedom to express normal behaviour
- Freedom from fear and distress

The world is redefining its relationship with animals, moving away from domination and exploitation towards respect for their immense sentience.



SAFETY TIP

Eating out of dustbins can be dangerous for dogs.
Why do you think so?

Some of the dogs in the picture are 'free from hunger and thirst'... **true or false?** *Explain your answer.*

TOPIC: Special Days

- World Earth Day

April 22 is World Earth Day.

Think of ways we can make life better for other creatures who journey through life alongside us.

Activity

Teacher's Note

Explain to learners:

Planting a tree in your garden or in the school grounds is a good idea.

Trees give us oxygen and invite many wild animals into their leafy branches, like birds, bats, squirrels and caterpillars.

Let them illustrate their ideas.

Do your bit to make Earth a safe home for all kinds of creatures.

Activity



Lend a helping hand when you see an animal in need.



Don't kill garden worms and bugs.



Don't poison or trap garden animals.



Teacher's Note

Explain to learners that each of these creatures is doing an important ecological job!

In this story Belinda has a special pet that she loves more than anything.

We learn why we have to sterilise our pets

NOTE TO TEACHER: Refer to *Kittens* story [HERE](#)



The reason Belinda's grandmother suggested Lucy be sterilized can be found in the cat puzzle below:

Activity

1. How many kittens does Lucy have?

2. Let's say Lucy eats a handful of cat nibbles a day, costing R10. When her four kittens grow up and Belinda can't find homes for them, they too will each eat R10 of cat nibbles a day. Including their mother, how much will this cost?

3. Let's say two of Lucy's kittens are males and become stray. The remaining two are females and within a year, both give birth to four kittens of their own. Lucy herself also gives birth to another litter of 4 kittens. How many cats and kittens will be in Belinda's home now?

4. When all are adult and no homes can be found, what will each day's food bill be?

NOTE TO TEACHER

ANSWERS: 1 = 4 2 = R50 3 = 15 4 = R150

Belinda had a special pet. Her name was Lucy and she was a Beautiful fluffy white kitten with a black smudge on her nose.

! Activity

Discuss three different parts of this story that you remember best.



Do you know?

- 🐾 Cats have good vision and can see well, even in dim light
- 🐾 A cat's whiskers are very sensitive to touch and help it to find its way in the dark
- 🐾 Cats can sleep up to 18 hours a day
- 🐾 If a cat is well cared for, it can live as long as 17 years
- 🐾 In ancient China and Japan, cats were used to protect temple manuscripts from being nibbled by rats and mice
- 🐾 The ancient Egyptians worshipped the cat as a god. It was one of their most sacred animals. When a pet cat died, the owners shaved off their eyebrows as a sign of mourning.



Activity

Illustrate a cat enjoying one of the Five Freedoms

A large dashed orange rectangular box intended for drawing an illustration of a cat.

Using this poster as a guide, make a similar poster for your own pet. (see template on the next page)
If you don't have a pet, make a poster for a pet that you would like to adopt some day.

I am my
dog's best
friend

We eat **good food** and
drink **fresh water**
every day



We
sleep safely in a
clean bed



When we
are **sick**
we
go to the
doctor




We like to run and
have fun



We **love** one
another







Topic

Creative Arts

**Games
to play**

Let's put the wag back in Sam's tail!

Sam's tail starts off between his legs, but...

- ✿ *A bowl of water makes it tingle*
- ✿ *A bowl of food makes it twitch*
- ✿ *Shelter and a warm bed brings his tail half way up*
- ✿ *Fun, like throwing a ball, brings his tail all the way up*
- ✿ *But only love can make it wag like crazy*

We don't want Sam's tail to lose its wag and hide between his legs again?

***Talk about the possibilities below
that could make this happen***

- ✿ ***A stone***
- ✿ ***A stick***
- ✿ ***Anger***
- ✿ ***No food or water***
- ✿ ***No shelter***
- ✿ ***Thunder (sometimes)***

How do we keep that tail wagging?

Illustrate your answer here:

**Cut out the shapes, colour them in,
and tell your own story with them**

Sad Dog

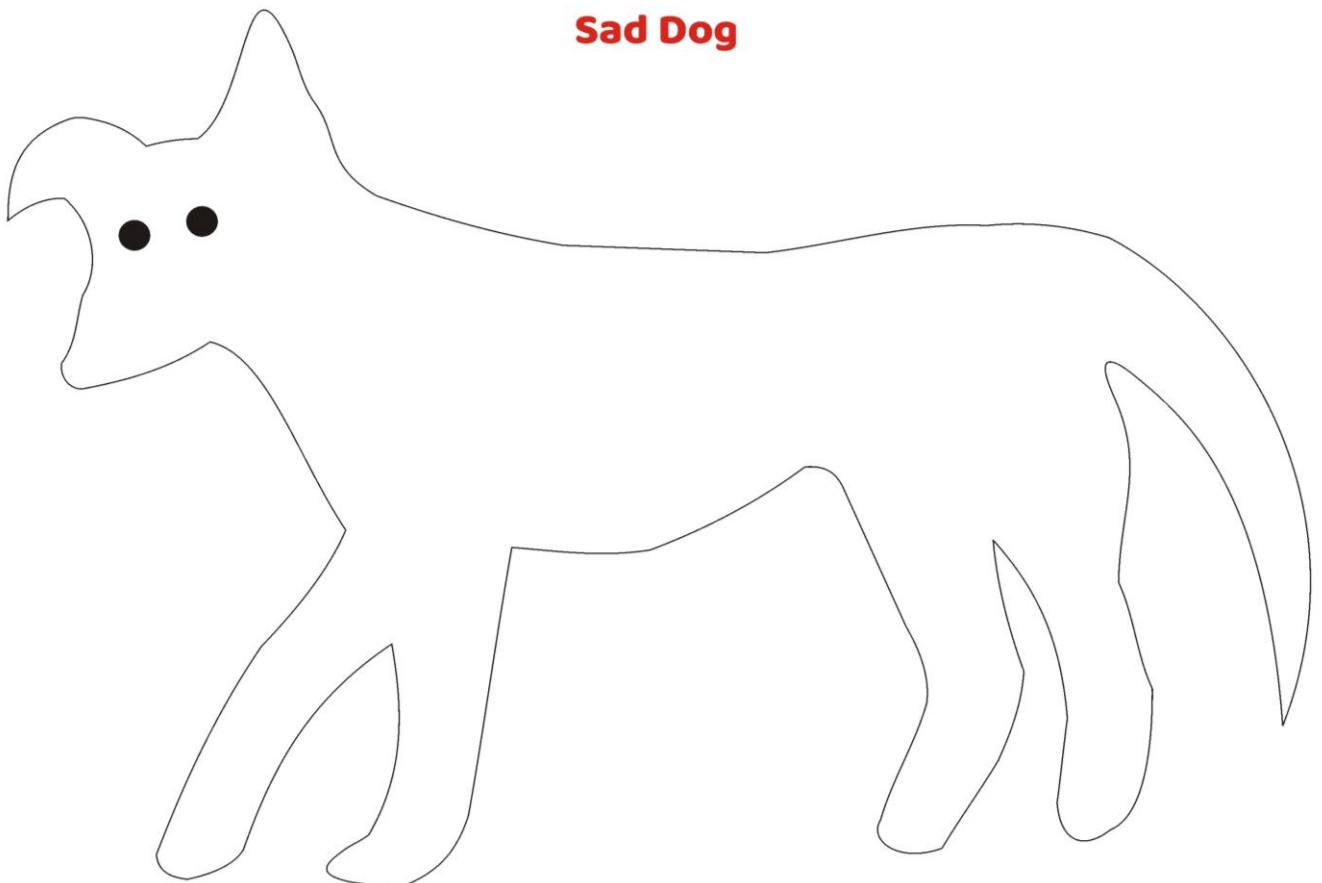
Ticks
Pole
Chain
Drop of blood
Stone
Stick
Broken bottle

Happy Dog

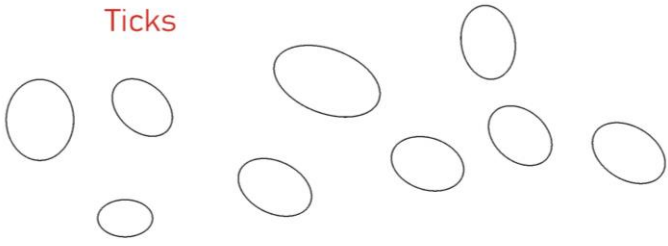
Leash
Heart
Ball
Food bowl and food
Water bowl and water
Brush for grooming
Basket to sleep in
Place to call home



Sad Dog



Ticks

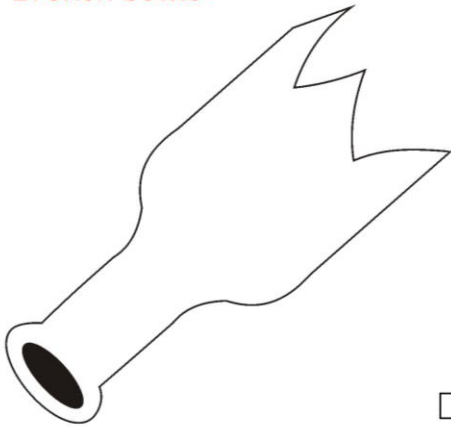


Pole



Chain (draw a chain)

Broken bottle




Drop of blood



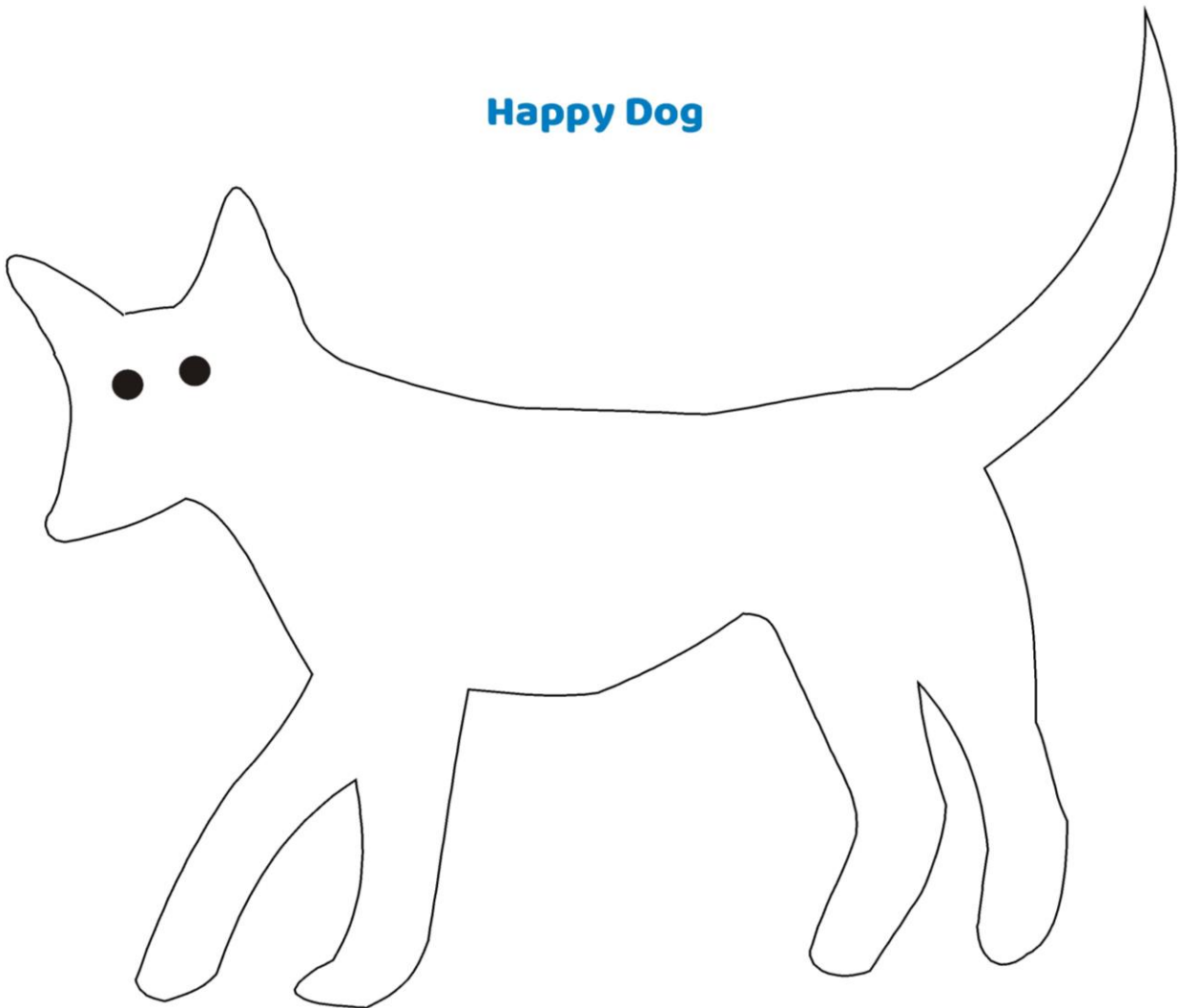
Stone



Stick




Happy Dog




Leash



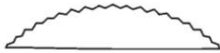
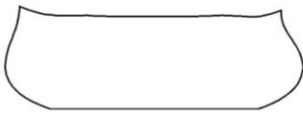
Heart




Ball




Food bowl and food



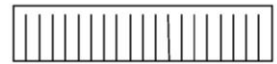
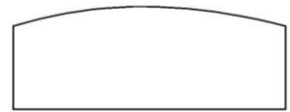
Water bowl



Water





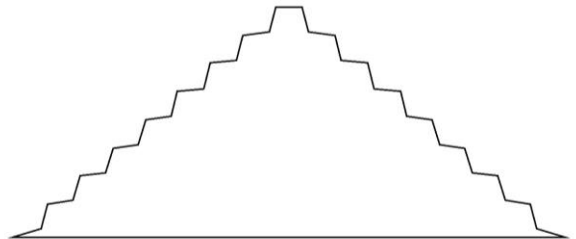
Brush for grooming



Basket to sleep in



Place to call home



**Note to
Teacher**

Learners cut out the pictures below and place them in the correct space on the picture map

Where will I go ?

- 1 My dog needs grooming C1
- 2 I'm taking my dog for a walk C4
- 3 A dog eating good food A4
- 4 My dog needs her vaccination A2
- 5 A dog watching the rain from his kennel B2
- 6 A happy dog playing with his guardian B6
- 7 I found my way A6

